



Agricultural Pricing Guide





Panels

Rain Guard®	3
Perma-Clad®, WeatherSafe® and MasterRib®	5
MasterRib® with Drip Stop	7
Corrugated	8

Accessories

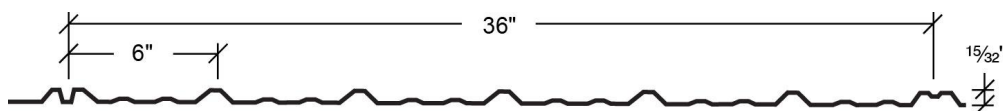
Flat Sheets	10
Roof Jacks	11
Ventilators	12
Light Transmitting Panels	12
Closure Strips	14
Doors	15
Sealant	16
Touch-up Paint	17
Insulation	17
Slide Door Track and Hardware	18

Trim

All Trim	26
----------	----



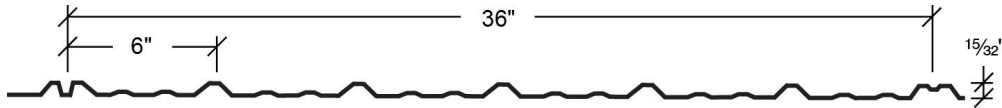
Rain Guard®



NUMBER OF SQUARE FEET PER PANEL

	0"	1"	2"	3"	4"	5"	6"	7"	8"	0"	10"	11"
1 FT.	3.19	3.45	3.72	3.98	4.25	4.52	4.78	5.05	5.31	5.58	5.84	6.11
2 FT.	6.38	6.64	6.91	7.17	7.44	7.70	7.97	8.23	8.50	8.76	9.03	9.30
3 FT.	9.56	9.83	10.09	10.36	10.62	10.89	11.16	11.42	11.69	11.95	12.22	12.48
4 FT.	12.75	13.02	13.28	13.55	13.81	14.08	14.34	14.61	14.87	15.14	15.41	15.67
5 FT.	15.94	16.20	16.47	16.73	17.00	17.27	17.53	17.80	18.06	18.33	18.59	18.86
6 FT.	19.13	19.39	19.66	19.92	20.19	20.45	20.72	20.98	21.25	21.51	21.78	22.05
7 FT.	22.31	22.58	22.84	23.11	23.37	23.64	23.91	24.17	24.44	24.70	24.97	25.23
8 FT.	25.50	25.77	26.03	26.30	26.56	26.83	27.09	27.36	27.62	27.89	28.16	28.42
9 FT.	28.69	28.95	29.22	29.48	29.75	30.02	30.28	30.55	30.81	31.08	31.34	31.61
10 FT.	31.88	32.14	32.41	32.67	32.94	33.20	33.47	33.73	34.00	34.26	34.53	34.80
11 FT.	35.06	35.33	35.59	35.86	36.12	36.39	36.66	36.92	37.19	37.45	37.72	37.98
12 FT.	38.25	38.52	38.78	39.05	39.31	39.58	39.84	40.11	40.37	40.64	40.91	41.17
13 FT.	41.44	41.70	41.97	42.23	42.50	42.77	43.03	43.30	43.56	43.83	44.09	44.36
14 FT.	44.63	44.89	45.16	45.42	45.69	45.95	46.22	46.48	46.75	47.01	47.28	47.55
15 FT.	47.81	48.08	48.34	48.61	48.87	49.14	49.41	49.67	49.94	50.20	50.47	50.73
16 FT.	51.00	51.27	51.53	51.80	52.06	52.33	52.59	52.86	53.12	53.39	53.66	53.92
17 FT.	54.19	54.45	54.72	54.98	55.25	55.52	55.78	56.05	56.31	56.58	56.84	57.11
18 FT.	57.38	57.64	57.91	58.17	58.44	58.70	58.97	59.23	59.50	59.76	60.03	60.30
19 FT.	60.56	60.83	61.09	61.36	61.62	61.89	62.16	62.42	62.69	62.95	63.22	63.48
20 FT.	63.75	64.02	64.28	64.55	64.81	65.08	65.34	65.61	65.87	66.14	66.41	66.67
21 FT.	66.94	67.20	67.47	67.73	68.00	68.27	68.53	68.80	69.06	69.33	69.59	69.86
22 FT.	70.13	70.39	70.66	70.92	71.19	71.45	71.72	71.98	72.25	72.51	72.78	73.05
23 FT.	73.31	73.58	73.84	74.11	74.37	74.64	74.91	75.17	75.44	75.70	75.97	76.23
24 FT.	76.50	76.77	77.03	77.30	77.56	77.83	78.09	78.36	78.62	78.89	79.16	79.42
25 FT.	79.69	79.95	80.22	80.48	80.75	81.02	81.28	81.55	81.81	82.08	82.34	82.61
26 FT.	82.88	83.14	83.41	83.67	83.94	84.20	84.47	84.73	85.00	85.26	85.53	85.80
27 FT.	86.06	86.33	86.59	86.86	87.12	87.39	87.66	87.92	88.19	88.45	88.72	88.98
28 FT.	89.25	89.52	89.78	90.05	90.31	90.58	90.84	91.11	91.37	91.64	91.91	92.17
29 FT.	92.44	92.70	92.97	93.23	93.50	93.77	94.03	94.30	94.56	94.83	95.09	95.36
30 FT.	95.63	95.89	96.16	96.42	96.69	96.95	97.22	97.48	97.75	98.01	98.28	98.55
31 FT.	98.81	99.08	99.34	99.61	99.87	100.14	100.41	100.67	100.94	101.20	101.47	101.73
32 FT.	102.00	102.27	102.53	102.80	103.06	103.33	103.59	103.86	104.12	104.39	104.66	104.92
33 FT.	105.19	105.45	105.72	105.98	106.25	106.52	106.78	107.05	107.31	107.58	107.84	108.11
34 FT.	108.38	108.64	108.91	109.17	109.44	109.70	109.97	110.23	110.50	110.76	111.03	111.30
35 FT.	111.56	111.83	112.09	112.36	112.62	112.89	113.16	113.42	113.69	113.95	114.22	114.48
36 FT.	114.75	115.02	115.28	115.55	115.81	116.08	116.34	116.61	116.87	117.14	117.41	117.67
37 FT.	117.94	118.20	118.47	118.73	119.00	119.27	119.53	119.80	120.06	120.33	120.59	120.86
38 FT.	121.13	121.39	121.66	121.92	122.19	122.45	122.72	122.98	123.25	123.51	123.78	124.05
39 FT.	124.31	124.58	124.84	125.11	125.37	125.64	125.91	126.17	126.44	126.70	126.97	127.23
40 FT.	127.50	127.77	128.03	128.30	128.56	128.83	129.09	129.36	129.62	129.89	130.16	130.42

Rain Guard®



DESCRIPTION					PRICED PER SQUARE
GAUGE	COVERAGE	YIELD (PSI)	WEIGHT PER SQ	FINISH	PRICE
29	36"	80,000	68#	Galvalume Plus® ⌘	✓
29	36"	80,000	68#	Signature® 200 *	✓ †
26	36"	80,000	85#	Galvalume Plus® ⌘	✓
26	36"	80,000	85#	Signature® 200 *	✓

* See MBCI Color Chart documents for available colors.

† Minimum quantities may be required for some colors. Please inquire.

⌘ The Galvalume Plus coating is subject to variances in spangle from coil to coil which may result in noticeable shade variation in installed panels. The Galvalume Plus coating is also subject to differential weathering after panel installation. Panels may appear to be different shades due to this weathering characteristic. If a consistent appearance is required, recommends that pre-painted panels be used in lieu of Galvalume Plus. Shade variation in panels manufactured from Galvalume Plus coated material do not diminish the structural integrity of the product. These shade variations should be anticipated and are not a cause for rejection.

Consult the ARG-LINE TECHNICAL PRODUCT INSTALLATION MANUAL for proper application, design details and other product information.

Panel Pricing:

1. All Rain Guard® ¼" sheet width (see chart on page 3).
2. Panels 4'-0" in length or shorter will incur an additional charge, please inquire.

Packaging Cost:

1. Maximum 3000 pounds or 75 panels per bundle.
2. Block and band only \$10.00
3. Block and band, waterproof paper wrap \$1.40/linear foot
4. Block and band, waster sheet top only \$1.60/linear foot
5. Block and band, waster sheet top and bottom \$2.80/linear foot
6. LTL Package - block and band, waster sheet top and bottom, angle board sides and ends \$3.50/linear foot
7. Export Package - block and band, waster sheet top and bottom, steel and wood boxed Special order only

Delivery:

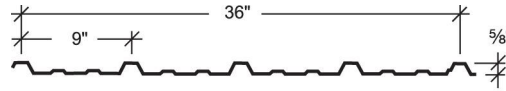
1. Stocked colors (see MBCI Color Chart) Contact your local Customer Service Representative for lead times.

Notes:

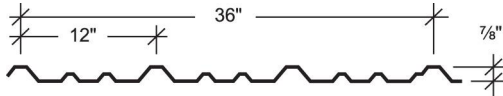
1. Panel lengths greater than 30'-0" Please inquire
2. **Heavier gauges may minimize oil canning.**

IMPORTANT NOTICE TO INSTALLER/CUSTOMER: Material should be inspected carefully prior to installation for defects including excessive oil canning. **Installation of material constitutes acceptance.**

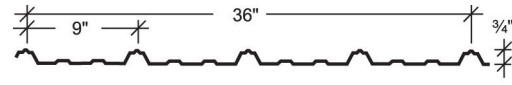
Perma-Clad®, WeatherSafe® and MasterRib®



Perma-Clad®



WeatherSafe®

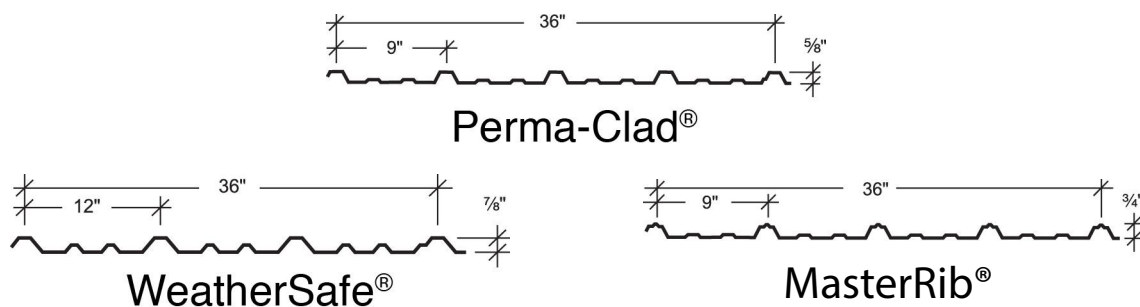


MasterRib®

NUMBER OF SQUARE FEET PER PANEL

	0"	1"	2"	3"	4"	5"	6"	7"	8"	0"	10"	11"
1 FT.	3.17	3.43	3.69	3.96	4.22	4.49	4.75	5.01	5.28	5.54	5.81	6.07
2 FT.	6.33	6.60	6.86	7.13	7.39	7.65	7.92	8.18	8.45	8.71	8.97	9.24
3 FT.	9.50	9.76	10.03	10.29	10.56	10.82	11.08	11.35	11.61	11.88	12.14	12.40
4 FT.	12.67	12.93	13.19	13.46	13.72	13.99	14.25	14.51	14.78	15.04	15.31	15.57
5 FT.	15.83	16.10	16.36	16.63	16.89	17.15	17.42	17.68	17.95	18.21	18.47	18.74
6 FT.	19.00	19.26	19.53	19.79	20.06	20.32	20.58	20.85	21.11	21.38	21.64	21.90
7 FT.	22.17	22.43	22.69	22.96	23.22	23.49	23.75	24.01	24.28	24.54	24.81	25.07
8 FT.	25.33	25.60	25.86	26.13	26.39	26.65	26.92	27.18	27.45	27.71	27.97	28.24
9 FT.	28.50	28.76	29.03	29.29	29.56	29.82	30.08	30.35	30.61	30.88	31.14	31.40
10 FT.	31.67	31.93	32.20	32.46	32.72	32.99	33.25	33.52	33.78	34.04	34.31	34.57
11 FT.	34.83	35.10	35.36	35.63	35.89	36.15	36.42	36.68	36.95	37.21	37.47	37.74
12 FT.	38.00	38.26	38.53	38.79	39.06	39.32	39.58	39.85	40.11	40.38	40.64	40.90
13 FT.	41.17	41.43	41.70	41.96	42.22	42.49	42.75	43.02	43.28	43.54	43.81	44.07
14 FT.	44.33	44.60	44.86	45.13	45.39	45.65	45.92	46.18	46.45	46.71	46.97	47.24
15 FT.	47.50	47.76	48.03	48.29	48.56	48.82	49.08	49.35	49.61	49.88	50.14	50.40
16 FT.	50.67	50.93	51.20	51.46	51.72	51.99	52.25	52.52	52.78	53.04	53.31	53.57
17 FT.	53.83	54.10	54.36	54.63	54.89	55.15	55.42	55.68	55.95	56.21	56.47	56.74
18 FT.	57.00	57.26	57.53	57.79	58.06	58.32	58.58	58.85	59.11	59.38	59.64	59.90
19 FT.	60.17	60.43	60.70	60.96	61.22	61.49	61.75	62.02	62.28	62.54	62.81	63.07
20 FT.	63.33	63.60	63.86	64.13	64.39	64.65	64.92	65.18	65.45	65.71	65.97	66.24
21 FT.	66.50	66.76	67.03	67.29	67.56	67.82	68.08	68.35	68.61	68.88	69.14	69.40
22 FT.	69.67	69.93	70.20	70.46	70.72	70.99	71.25	71.52	71.78	72.04	72.31	72.57
23 FT.	72.83	73.10	73.36	73.63	73.89	74.15	74.42	74.68	74.95	75.21	75.47	75.74
24 FT.	76.00	76.26	76.53	76.79	77.06	77.32	77.58	77.85	78.11	78.38	78.64	78.90
25 FT.	79.17	79.43	79.70	79.96	80.22	80.49	80.75	81.02	81.28	81.54	81.81	82.07
26 FT.	82.33	82.60	82.86	83.13	83.39	83.65	83.92	84.18	84.45	84.71	84.97	85.24
27 FT.	85.50	85.76	86.03	86.29	86.56	86.82	87.08	87.35	87.61	87.88	88.14	88.40
28 FT.	88.67	88.93	89.20	89.46	89.72	89.99	90.25	90.52	90.78	91.04	91.31	91.57
29 FT.	91.83	92.10	92.36	92.63	92.89	93.15	93.42	93.68	93.95	94.21	94.47	94.74
30 FT.	95.00	95.27	95.53	95.79	96.06	96.32	96.59	96.85	97.11	97.38	97.64	97.91
31 FT.	98.17	98.43	98.70	98.96	99.22	99.49	99.75	100.02	100.28	100.54	100.81	101.07
32 FT.	101.33	101.60	101.86	102.13	102.39	102.65	102.92	103.18	103.45	103.71	103.97	104.24
33 FT.	104.50	104.77	105.03	105.29	105.56	105.82	106.09	106.35	106.61	106.88	107.14	107.41
34 FT.	107.67	107.93	108.20	108.46	108.72	108.99	109.25	109.52	109.78	110.04	110.31	110.57
35 FT.	110.83	111.10	111.36	111.63	111.89	112.15	112.42	112.68	112.95	113.21	113.47	113.74
36 FT.	114.00	114.27	114.53	114.79	115.06	115.32	115.59	115.85	116.11	116.38	116.64	116.91
37 FT.	117.17	117.43	117.70	117.96	118.22	118.49	118.75	119.02	119.28	119.54	119.81	120.07
38 FT.	120.33	120.60	120.86	121.13	121.39	121.65	121.92	122.18	122.45	122.71	122.97	123.24
39 FT.	123.50	123.77	124.03	124.29	124.56	124.82	125.09	125.35	125.61	125.88	126.14	126.41
40 FT.	126.67	126.93	127.20	127.46	127.72	127.99	128.25	128.52	128.78	129.04	129.31	129.57

Perma-Clad®, WeatherSafe® and MasterRib®



DESCRIPTION					PRICED PER SQUARE
GAUGE	COVERAGE	YIELD (PSI)	WEIGHT PER SQ	FINISH	PRICE
29	36"	80,000	67#	Galvalume Plus® α	✓
29	36"	80,000	71#	Galvanized	✓
29	36"	80,000	67#	Signature® 200 *	✓
26	36"	80,000	84#	Galvalume Plus® α	✓
26	36"	80,000	84#	Signature® 200 *	✓ †

* See MBCI Color Chart documents for available colors.

† Minimum quantities may be required for some colors. Please inquire.

α The Galvalume Plus coating is subject to variances in spangle from coil to coil which may result in noticeable shade variation in installed panels. The Galvalume Plus coating is also subject to differential weathering after panel installation. Panels may appear to be different shades due to this weathering characteristic. If a consistent appearance is required, recommends that pre-painted panels be used in lieu of Galvalume Plus. Shade variation in panels manufactured from Galvalume Plus coated material do not diminish the structural integrity of the product. These shade variations should be anticipated and are not a cause for rejection.

Consult the ARGI-LINE TECHNICAL PRODUCT INSTALLATION MANUAL for proper application, design details and other product information.

Panel Pricing:

1. All Perma-Clad®, WeatherSafe®, and MasterRib® panel pricing is based on a 38" sheet width (see chart on page 5).
2. Panels 4'-0" in length or shorter will incur an additional charge, please inquire.

Packaging Cost:

1. Maximum 3000 pounds or 75 panels per bundle.
2. Block and band only \$10.00
3. Block and band, waterproof paper wrap \$1.40/linear foot
4. Block and band, waster sheet top only..... \$1.60/linear foot
5. Block and band, waster sheet top and bottom..... \$2.80/linear foot
6. LTL Package - block and band, waster sheet top and bottom, angle board sides and ends..... \$3.50/linear foot
7. Export Package -block and band, waster sheet top and bottom, steel and wood boxed..... Special order only

Delivery:

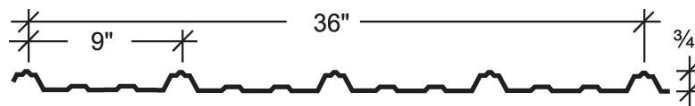
1. 29 gauge Stocked colors (see MBCI Color Chart) Contact your local Customer Service Representative for lead times.
2. 26 gauge Stocked colors (see MBCI Color Chart) Contact your local Customer Service Representative for lead times.

NOTES:

1. Panel lengths greater than 30'-0" Please inquire
2. Heavier gauges may minimize oil canning.

IMPORTANT NOTICE TO INSTALLER/CUSTOMER: Material should be inspected carefully prior to installation for defects including excessive oil canning. **Installation of material constitutes acceptance.**

MasterRib® with Drip Stop



Now available with a patented CCM (Condensation Control Membrane) that can be pre-applied to our industry leading MasterRib® metal panel. This innovative product works by creating a medium for trapping moisture in the specially designed pockets formed within the felt's membrane, holding moisture until conditions go back below the dew point. Drip Stop is then able to release the moisture back into the air in the form of normal humidity.

DESCRIPTION					PRICED PER SQUARE
GAUGE	COVERAGE	YIELD (PSI)	WEIGHT PER SQ	FINISH	PRICE
29	36"	80,000	67#	Galvalume Plus® α	✓
29	36"	80,000	71#	Galvanized	✓
29	36"	80,000	67#	Signature® 200 *	✓
26	36"	80,000	84#	Galvalume Plus® α	✓
26	36"	80,000	84#	Signature® 200 *	✓ †

* See MBCI Color Chart documents for available colors.

† Minimum quantities may be required for some colors. Please inquire.

α The Galvalume Plus coating is subject to variances in spangle from coil to coil which may result in noticeable shade variation in installed panels. The Galvalume Plus coating is also subject to differential weathering after panel installation. Panels may appear to be different shades due to this weathering characteristic. If a consistent appearance is required, recommends that pre-painted panels be used in lieu of Galvalume Plus. Shade variation in panels manufactured from Galvalume Plus coated material do not diminish the structural integrity of the product. These shade variations should be anticipated and are not a cause for rejection.

Consult the ARGI-LINE TECHNICAL PRODUCT INSTALLATION MANUAL for proper application, design details and other product information.

Panel Pricing:

1. All panel pricing is based on a 38" sheet width (see chart on page 4).
2. Panels 4'-0" in length or shorter will incur an additional charge, please inquire.

Packaging Cost:

1. Maximum 3000 pounds or 75 panels per bundle.
2. Block and band only\$10.00
3. Block and band, waterproof paper wrap\$1.40/linear foot
4. Block and band, waster sheet top only \$1.60/linear foot
5. Block and band, waster sheet top and bottom\$2.80/linear foot
6. LTL Package - block and band, waster sheet top and bottom, angle board sides and ends\$3.50/linear foot
7. Export Package - block and band, waster sheet top and bottom, steel and wood boxedSpecial order only

Delivery:

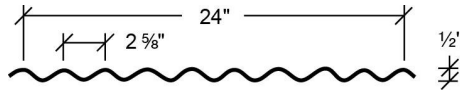
1. 29 gauge Stocked colors (see MBCI Color Chart)Contact your local Customer Service Representative for lead times.
2. 26 gauge Stocked colors (see MBCI Color Chart)Contact your local Customer Service Representative for lead times.

Notes:

1. Panel lengths greater than 30'-0"Please inquire
2. **Heavier gauges may minimize oil canning.**
3. **Drip Stop material at eave can be fused with heat gun to prevent moisture wicking.**

IMPORTANT NOTICE TO INSTALLER/CUSTOMER: Material should be inspected carefully prior to installation for defects including excessive oil canning. **Installation of material constitutes acceptance.**

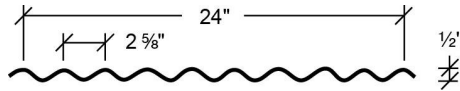
Corrugated



NUMBER OF SQUARE FEET PER PANEL

	0"	1"	2"	3"	4"	5"	6"	7"	8"	0"	10"	11"
1 FT.	2.17	2.35	2.53	2.71	2.89	3.07	3.25	3.43	3.61	3.79	3.97	4.16
2 FT.	4.34	4.52	4.70	4.88	5.06	5.24	5.42	5.60	5.78	5.96	6.15	6.33
3 FT.	6.51	6.69	6.87	7.05	7.23	7.41	7.59	7.77	7.95	8.13	8.32	8.50
4 FT.	8.68	8.86	9.04	9.22	9.40	9.58	9.76	9.94	10.12	10.30	10.49	10.67
5 FT.	10.85	11.03	11.21	11.39	11.57	11.75	11.93	12.11	12.29	12.47	12.66	12.84
6 FT.	13.02	13.20	13.38	13.56	13.74	13.92	14.10	14.28	14.46	14.64	14.83	15.01
7 FT.	15.19	15.37	15.55	15.73	15.91	16.09	16.27	16.45	16.63	16.81	17.00	17.18
8 FT.	17.36	17.54	17.72	17.90	18.08	18.26	18.44	18.62	18.80	18.98	19.17	19.35
9 FT.	19.53	19.71	19.89	20.07	20.25	20.43	20.61	20.79	20.97	21.15	21.34	21.52
10 FT.	21.70	21.88	22.06	22.24	22.42	22.60	22.78	22.96	23.14	23.32	23.51	23.69
11 FT.	23.87	24.05	24.23	24.41	24.59	24.77	24.95	25.13	25.31	25.49	25.67	25.86
12 FT.	26.04	26.22	26.40	26.58	26.76	26.94	27.12	27.30	27.48	27.66	27.85	28.03
13 FT.	28.21	28.39	28.57	28.75	28.93	29.11	29.29	29.47	29.65	29.83	30.02	30.20
14 FT.	30.38	30.56	30.74	30.92	31.10	31.28	31.46	31.64	31.82	32.00	32.19	32.37
15 FT.	32.55	32.73	32.91	33.09	33.27	33.45	33.63	33.81	33.99	34.17	34.35	34.54
16 FT.	34.72	34.90	35.08	35.26	35.44	35.62	35.80	35.98	36.16	36.34	36.53	36.71
17 FT.	36.89	37.07	37.25	37.43	37.61	37.79	37.97	38.15	38.33	38.51	38.70	38.88
18 FT.	39.06	39.24	39.42	39.60	39.78	39.96	40.14	40.32	40.50	40.68	40.87	41.05
19 FT.	41.23	41.41	41.59	41.77	41.95	42.13	42.31	42.49	42.67	42.85	43.04	43.22
20 FT.	43.40	43.58	43.76	43.94	44.12	44.30	44.48	44.66	44.84	45.02	45.21	45.39
21 FT.	45.57	45.75	45.93	46.11	46.29	46.47	46.65	46.83	47.01	47.19	47.38	47.56
22 FT.	47.74	47.92	48.10	48.28	48.46	48.64	48.82	49.00	49.18	49.36	49.54	49.73
23 FT.	49.91	50.09	50.27	50.45	50.63	50.81	50.99	51.17	51.35	51.53	51.72	51.90
24 FT.	52.08	52.26	52.44	52.62	52.80	52.98	53.16	53.34	53.52	53.70	53.89	54.07
25 FT.	54.25	54.43	54.61	54.79	54.97	55.15	55.33	55.51	55.69	55.87	56.06	56.24
26 FT.	56.42	56.60	56.78	56.96	57.14	57.32	57.50	57.68	57.86	58.04	58.23	58.41
27 FT.	58.59	58.77	58.95	59.13	59.31	59.49	59.67	59.85	60.03	60.21	60.40	60.58
28 FT.	60.76	60.94	61.12	61.30	61.48	61.66	61.84	62.02	62.20	62.38	62.57	62.75
29 FT.	62.93	63.11	63.29	63.47	63.65	63.83	64.01	64.19	64.37	64.55	64.74	64.92
30 FT.	65.10	65.28	65.46	65.64	65.82	66.00	66.18	66.36	66.54	66.72	66.91	67.09
31 FT.	67.27	67.45	67.63	67.81	67.99	68.17	68.35	68.53	68.71	68.89	69.08	69.26
32 FT.	69.44	69.62	69.80	69.98	70.16	70.34	70.52	70.70	70.88	71.06	71.25	71.43
33 FT.	71.61	71.79	71.97	72.15	72.33	72.51	72.69	72.87	73.05	73.23	73.42	73.60
34 FT.	73.78	73.96	74.14	74.32	74.50	74.68	74.86	75.04	75.22	75.40	75.59	75.77
35 FT.	75.95	76.13	76.31	76.49	76.67	76.85	77.03	77.21	77.39	77.57	77.76	77.94
36 FT.	78.12	78.30	78.48	78.66	78.84	79.02	79.20	79.38	79.56	79.74	79.93	80.11
37 FT.	80.29	80.47	80.65	80.83	81.01	81.19	81.37	81.55	81.73	81.91	82.10	82.28
38 FT.	82.46	82.64	82.82	83.00	83.18	83.36	83.54	83.72	83.90	84.08	84.27	84.45
39 FT.	84.63	84.81	84.99	85.17	85.35	85.53	85.71	85.89	86.07	86.25	86.44	86.62
40 FT.	86.80	86.98	87.16	87.34	87.52	87.70	87.88	88.06	88.24	88.42	88.61	88.79

Corrugated



DESCRIPTION					PRICED PER SQUARE
GAUGE	COVERAGE	YIELD (PSI)	WEIGHT PER SQ	FINISH	PRICE
29	24"	80,000	66#	Galvalume Plus® α	✓
26	24"	80,000	82#	Galvalume Plus® α	✓
26	24"	80,000	82#	Signature® 200 *	Please Inquire

*** See MBCI Color Chart documents for available colors.**

α The Galvalume Plus coating is subject to variances in spangle from coil to coil which may result in noticeable shade variation in installed panels. The Galvalume Plus coating is also subject to differential weathering after panel installation. Panels may appear to be different shades due to this weathering characteristic. If a consistent appearance is required, recommends that pre-painted panels be used in lieu of Galvalume Plus. Shade variation in panels manufactured from Galvalume Plus coated material do not diminish the structural integrity of the product. These shade variations should be anticipated and are not a cause for rejection.

Consult the ARG-LINE TECHNICAL PRODUCT INSTALLATION MANUAL for proper application, design details and other product information.

Panel Pricing:

1. All Corrugated panel pricing is based on a 26" sheet width (see chart on page 8).
2. Minimum quantities may be required for certain panel gauges and/or colors. Please Inquire.
3. Panels 4'-0" in length or shorter will incur an additional charge, please inquire.

Packaging Cost:

1. Maximum 3000 pounds or 75 panels per bundle.
2. Block and band only\$10.00
3. Block and band, waterproof paper wrap\$1.40/linear foot
4. Block and band, waster sheet top only \$1.60/linear foot
5. Block and band, waster sheet top and bottom\$2.80/linear foot
6. LTL Package - block and band, waster sheet top and bottom, angle board sides and ends\$3.50/linear foot
7. Export Package - block and band, waster sheet top and bottom, steel and wood boxedSpecial order only

Delivery:

1. Stocked colors (see MBCI Color Chart).....Contact your local Customer Service Representative for lead times.

Notes:

1. Panel lengths greater than 25'-0" Please inquire
2. **Heavier gauges may minimize oil canning.**


IMPORTANT NOTICE TO INSTALLER/CUSTOMER: Material should be inspected carefully prior to installation for defects including excessive oil canning. **Installation of material constitutes acceptance.**

Flat Sheets

DESCRIPTION			
Width	40 - 7/8"	42 - 3/4"	48 - 3/8"
Gauge	29 GA	26 GA	24 GA
Weight per LF	2.00#	3.32#	3.75#
Signature 200 (Polyester)			
Polar White	•	•	
Signature 200			
True Black	•	•	
Cobalt Blue	•	•	
Hawaiian Blue	•	•	
Burnished Slate	•	•	
Desert Sand	•	•	
Coffee Brown	•	•	
Light Stone	•	•	
Saddle Tan	•	•	
Ash Gray	•	•	
Charcoal Gray	•	•	
Deep Gray	•	•	
Evergreen	•	•	
Ivy Green	•	•	
Wine Red	•	•	
Scarlet Red	•	•	
Rustic Red	•	•	
High Gloss White	•	•	
Bright White	•	•	
White	•	•	
Signature 300			
Midnight Black			•
Harbor Blue			•
Pacific Blue			•
Almond			•
Brownstone			•
Medium Bronze			•
Midnight Bronze			•
Storm Gray			•
Slate Gray			•
Tundra			•
Classic Green			•
Signature 300 Metallic			
Copper Metallic			•
Unpainted			
Galvanized	•		
Galvalume® Plus		22, 24, 26 GA	22, 24, 26 GA

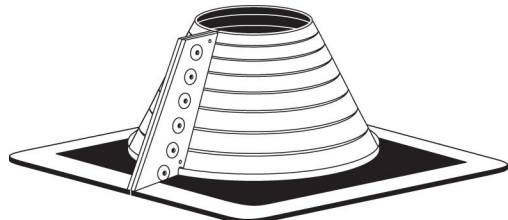
Add \$42.00 for flat sheet wood skid (maximum 3000# per skid). Add \$60.00 for LTL crating (maximum 3000# per skid). Panels ship with strippable film. Advise your Customer Service Representative if strippable film is not needed. Flat sheet lengths over 10'-6" are available upon request and require special skid pricing, please inquire. Flat sheet lengths: minimum 5'-0", maximum 14'-0". All material is Grade D (50 ksi minimum).

Rubber Roof Jack



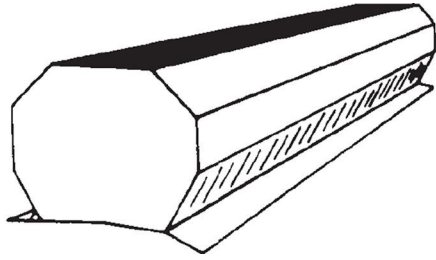
DESCRIPTION					PRICED PER EACH
PART #	TEMPERATURE RANGE	PIPE SIZE	BASE DIM.	WEIGHT EACH	PRICE
HW-1000	-65°F to +212°F	¼" - 1½"	4 ½"	.17#	✓
HW-1001	-65°F to +212°F	1½" - 4"	8"	.50#	✓
HW-1002	-65°F to +212°F	4 ¼" - 6"	11"	.95#	✓
HW-1003	-65°F to +212°F	6" - 11"	14"	1.55#	✓
HW-1004	-65°F to +212°F	7" - 13"	17"	2.56#	✓
HIGH TEMPERATURE					
HW-1046	-100°F to +437°F	¼" - 4"	8"	.50#	✓
HW-1047	-100°F to +437°F	4 ¼" - 7"	11"	.95#	✓
HW-1048	-100°F to +437°F	7" - 13"	17"	2.56#	✓
HW-1049	-100°F to +437°F	10" - 18"	25"	3.86#	✓

Retrofit Rubber Roof Jack



DESCRIPTION					PRICED PER EACH
PART #	TEMPERATURE RANGE	PIPE SIZE	BASE DIM.	WEIGHT EACH	PRICE
HW-1005	-65°F to +212°F	¼" - 4"	8 ¾"	.74#	✓
HW-1006	-65°F to +212°F	4" - 9 ¼"	14 ¼"	2.20#	✓
HW-1007	-65°F to +212°F	9 ¼" - 16 ¼"	21 ½"	3.78#	✓
HIGH TEMPERATURE					
HW-1060	-100°F to +437°F	½" - 4"	8 ¾"	.74#	✓
HW-1061	-100°F to +437°F	4" - 9 ¼"	14 ¼"	2.20#	✓
HW-1062	-100°F to +437°F	9 ¼" - 16 ¼"	21 ½"	3.78#	✓

Continuous Vent

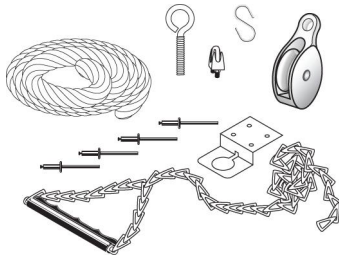


Note:

- Includes flat base, two end skirts and single vent operator.
- Vent will accommodate up to 6:12 slope.

DESCRIPTION				PRICED PER EACH	
PART #	SIZE	GAUGE	WEIGHT EACH	GALVALUME PLUS®	WHITE
HW-702	9" x 10'-0"	26	115.00#	✓	✓
HW-704	12" x 10'-0"	26	150.00#	✓	✓

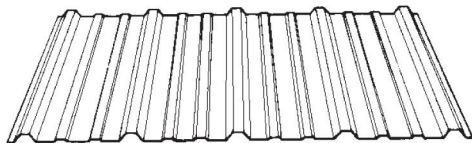
Vent Damper Operator Parts



DESCRIPTION				PRICED PER EACH	
PART #	DESCRIPTION	PRICED BY	WEIGHT EACH	PRICE	
HW-705	Vent Cable (3/16")	Foot	.10#	✓	
HW-706	Vent Pulley	Each	.25#	✓	
HW-708	Vent Cable Clamp	Each	.10#	✓	
HW-710	Vent Eye Bolt (1/4" x 2")	Each	.10#	✓	
HW-712	Vent Pull Chain with Handle	3'-0" section	1.00#	✓	
HW-714	Vent "S" Hook (1 1/2")	Each	.01#	✓	

Perma-Clad® Light Transmitting Panel


Low Modulus (Non-Reinforced)



Note: It is the users responsibility to ensure that the installation and use of all light transmitting panels comply with State, Federal and OSHA regulations and laws, including, but not limited to, guarding all light transmitting panels with screens, fixed standard railings, or other acceptable safety controls that prevent fall-through.

DESCRIPTION						PRICED PER EACH
PART #	LENGTH	COLOR	TYPE	WEIGHT / SQ FT	WEIGHT EACH	PRICE
HW-1564	12'-0"	White	1	5 ounce	11.30#	✓

MasterRib® Light Transmitting Panel

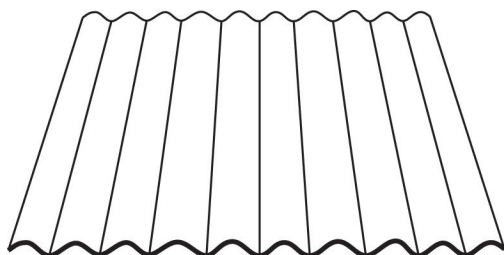


Low Modulus (Non-Reinforced)

Note: It is the users responsibility to ensure that the installation and use of all light transmitting panels comply with State, Federal and OSHA regulations and laws, including, but not limited to, guarding all light transmitting panels with screens, fixed standard railings, or other acceptable safety controls that prevent fall-through.

DESCRIPTION						PRICED PER EACH
PART #	LENGTH	COLOR	TYPE	WEIGHT / SQ FT	WEIGHT EACH	PRICE
HW-1566A	10'-0"	White	1	5 ounce	12.81#	✓

Corrugated Light Transmitting Panel

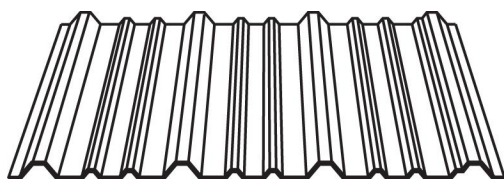


Low Modulus (Non-Reinforced)

Note: It is the users responsibility to ensure that the installation and use of all light transmitting panels comply with State, Federal and OSHA regulations and laws, including, but not limited to, guarding all light transmitting panels with screens, fixed standard railings, or other acceptable safety controls that prevent fall-through.

DESCRIPTION						PRICED PER EACH
PART #	LENGTH	COLOR	TYPE	WEIGHT / SQ FT	WEIGHT EACH	PRICE
HW-1568	8'-0"	White	1	5 ounce	8.70#	✓
HW-1570	10'-0"	White	1	5 ounce	10.85#	✓
HW-1572	12'-0"	White	1	5 ounce	13.00#	✓

WeatherSafe® Light Transmitting Panel



Low Modulus (Non-Reinforced)

Note: It is the users responsibility to ensure that the installation and use of all light transmitting panels comply with State, Federal and OSHA regulations and laws, including, but not limited to, guarding all light transmitting panels with screens, fixed standard railings, or other acceptable safety controls that prevent fall-through.

DESCRIPTION						PRICED PER EACH
PART #	LENGTH	COLOR	TYPE	WEIGHT / SQ FT	WEIGHT EACH	PRICE
HW-1580A	8'-0"	White	1	5 ounce	9.80#	✓
HW-1584	12'-0"	White	1	5 ounce	14.60#	✓

¼" Rubber Grommet


Note:

- Use to connect LTP Sidelaps in wall applications
- Fasteners sold in quantities of 250 only
- Fastener not available painted

DESCRIPTION					PRICED PER 1000
PART #	HEAD SIZE	TYPE	COLOR	WEIGHT PER 1000	PRICE
HW-399	¼"	Aluminum	Polar White	.01#	✓

Perma-Clad® Closure Strip



Inside



Outside

DESCRIPTION					PRICED PER EACH
PART #	TYPE	ADHESIVE?	SIZE	WEIGHT EACH	PRICE
HW-470	Inside	No	1" x 36"	.03#	✓
HW-471	Outside	Yes	1" x 36"	.06#	✓

MasterRib® Closure Strip



Inside



Outside

DESCRIPTION					PRICED PER EACH
PART #	TYPE	ADHESIVE?	SIZE	WEIGHT EACH	PRICE
HW-472	Inside	No	1" x 36"	.03#	✓
HW-473	Outside	Yes	1" x 36"	.06#	✓

WeatherSafe® Closure Strip



DESCRIPTION					PRICED PER EACH
PART #	TYPE	ADHESIVE?	SIZE	WEIGHT EACH	PRICE
HW-474	Inside	No	1" x 36"	.03#	✓
HW-475	Outside	Yes	1" x 36"	.06#	✓

Rain Guard® Closure Strip



Inside



Outside

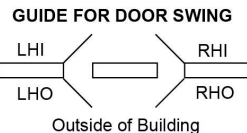
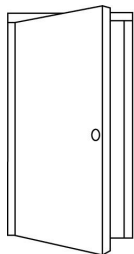
DESCRIPTION					PRICED PER EACH
PART #	TYPE	ADHESIVE?	SIZE	WEIGHT EACH	PRICE
HW-476	Inside	No	1" x 36"	.03#	✓
HW-477	Outside	Yes	1" x 36"	.06#	✓

Corrugated Closure Strip



DESCRIPTION					PRICED PER EACH
PART #	TYPE	ADHESIVE?	SIZE	WEIGHT EACH	PRICE
HW-478	Inside or Outside	No	1" x 24"	.03#	✓

Walk Doors



Note:

- All doors include frame, leaf, hinges and threshold.
- ADA regulations require lever lockset for public access buildings.

DESCRIPTION					PRICED PER EACH
PART #	SIZE	TYPE	COLOR	WEIGHT EACH	PRICE
HW-9200	3070	M	White	162.00#	✓
HW-9204	4070	M	White	218.00#	✓

Tape Sealer - Flat



DESCRIPTION						PRICED PER ROLL
PART #	TYPE	WIDTH	THICKNESS	LENGTH	ROLL WEIGHT	PRICE
HW-505	Butyl	3/8"	3/32"	45'-0"	1.20#	✓
HW-506	Butyl	1"	3/32"	45'-0"	2.85#	✓
HW-507	Butyl	1/2"	3/32"	50'-0"	1.60#	✓

Tape Sealer - Triple Bead



Note:

Sold in full carton quantities.

DESCRIPTION						PRICED PER ROLL
PART #	TYPE	WIDTH	THICKNESS	LENGTH	CARTON WEIGHT	PRICE
HW-502	Butyl	2 1/2"	3/16"	20'-0"	23.00#	✓

Tape Sealer - Tri-Bead




Note:

Sold in full carton quantities.

DESCRIPTION						PRICED PER ROLL
PART #	TYPE	WIDTH	THICKNESS	LENGTH	CARTON WEIGHT	PRICE
HW-504	Butyl	7/8"	3/16"	25'-0"	20.00#	✓

Tube Sealant



Note:

• 25' per tube at 1/4" bead.

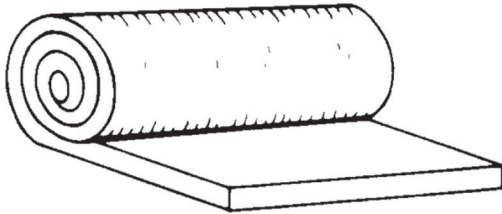
DESCRIPTION					PRICED PER TUBE
PART #	TYPE	COLOR	TUBE SIZE	TUBE WEIGHT	PRICE
HW-548	Acrylic	White	11 ounce	.75#	✓
HW-550	Acrylic	Gray	11 ounce	.75#	✓
HW-540	Urethane	White	11 ounce	.85#	✓
HW-541	Urethane	Gray	11 ounce	.85#	✓
HW-542	Urethane	Bronze	11 ounce	.85#	✓
HW-544	Urethane	Almond	11 ounce	.85#	✓
HW-549	Non-Skinning Butyl	White	10 ounce	1.00#	✓

Touch-Up Paint



DESCRIPTION					PRICED PER EACH
PART #	FINISH	SIZE	COLOR	WEIGHT EACH	PRICE
HW-304	Signature® 200	2 ounce	See color chart	.50#	✓

Blanket Insulation

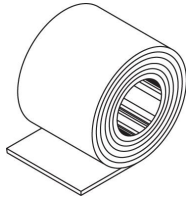


Note:

- R-10 Fiberglass Blanket Insulation – 3" thick
- Faced one side with a white polypropylene scrim reinforced vapor retarder

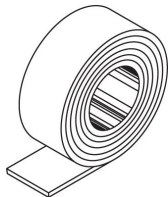
DESCRIPTION					PRICED PER ROLL
PART #	TYPE	WIDTH	LENGTH	ROLL WEIGHT	PRICE
HW-3927	VRR+	6'-0"	104'-0"	116.69#	✓

Vinyl Patch Tape




DESCRIPTION				PRICED PER ROLL
PART #	WIDTH	LENGTH	ROLL WEIGHT	PRICE
HW-5211	3"	150'-0"	1.98#	✓

Double Faced Tape



DESCRIPTION				PRICED PER ROLL
PART #	WIDTH	LENGTH	ROLL WEIGHT	PRICE
HW-522	1½"	180'-0"	1.00#	✓

14 Gauge Track with Side Mount Brackets




DESCRIPTION					PRICED PER EACH
PART #	GAUGE	FINISH	LENGTH	WEIGHT EACH	PRICE
HW-985	14	Galvanized	8'-0"	17.60#	✓
HW-986	14	Galvanized	10'-0"	22.00#	✓
HW-987	14	Galvanized	12'-0"	26.40#	✓

14 Gauge Track with Top Mount Brackets



DESCRIPTION					PRICED PER EACH
PART #	GAUGE	FINISH	LENGTH	WEIGHT EACH	PRICE
HW-988	14	Galvanized	8'-0"	17.60#	✓
HW-989	14	Galvanized	10'-0"	22.00#	✓
HW-990	14	Galvanized	12'-0"	26.40#	✓

Double Track Side Mount Bracket




DESCRIPTION			PRICED PER EACH
PART #	FINISH	WEIGHT EACH	PRICE
HW-976	Galvanized	.80#	✓

Splice Collar



DESCRIPTION			PRICED PER EACH
PART #	FINISH	WEIGHT EACH	PRICE
HW-977	Galvanized	.50#	✓

Track End Plug



DESCRIPTION			PRICED PER EACH
PART #	FINISH	WEIGHT EACH	PRICE
HW-978	Galvanized	.20#	✓

Offset-Bolt Trolley Hanger



DESCRIPTION				PRICED PER EACH
PART #	BOLT LENGTH	FINISH	WEIGHT EACH	PRICE
HW-979	9½"	Galvanized	2.30#	✓
HW-980	6½"	Galvanized	2.20#	✓

Straight-Bolt Trolley Hanger



DESCRIPTION			PRICED PER EACH
PART #	FINISH	WEIGHT EACH	PRICE
HW-981	Galvanized	2.00#	✓

Wood Frame Door Trolley Hanger



Note:
• Sold in pairs.

DESCRIPTION			PRICED PER PAIR
PART #	FINISH	WEIGHT EACH	PRICE
HW-982	Galvanized	6.80#	✓

Bolt Type Door Latch



DESCRIPTION			PRICED PER EACH
PART #	FINISH	WEIGHT EACH	PRICE
HW-983	Galvanized	.50#	✓

Center Latch



DESCRIPTION				PRICED PER EACH
PART #	LENGTH	FINISH	WEIGHT EACH	PRICE
HW-940	13"	Galvanized	2.80#	✓
HW-941	17"	Galvanized	3.00#	✓

Steel Door Pull



DESCRIPTION			PRICED PER EACH
PART #	FINISH	WEIGHT EACH	PRICE
HW-942	White	.40#	✓

Standard Track Cover Bracket




DESCRIPTION			PRICED PER EACH
PART #	FINISH	WEIGHT EACH	PRICE
HW-943	Galvanized	.20#	✓

Snap-Up Track Cover Bracket



DESCRIPTION			PRICED PER EACH
PART #	FINISH	WEIGHT EACH	PRICE
HW-944	Galvanized	.20#	✓

Adjustable Offset Stay Roller



DESCRIPTION			PRICED PER EACH
PART #	FINISH	WEIGHT EACH	PRICE
HW-945	Galvanized	1.90#	✓

Adjustable Door Guide and Stop



DESCRIPTION			PRICED PER EACH
PART #	FINISH	WEIGHT EACH	PRICE
HW-946	White	3.00#	✓

Complete Cover Bracket



DESCRIPTION			PRICED PER EACH
PART #	FINISH	WEIGHT EACH	PRICE
HW-947	Galvanized	1.00#	✓

Square Track



DESCRIPTION					PRICED PER EACH
PART #	GAUGE	LENGTH	FINISH	WEIGHT EACH	PRICE
HW-966	16	12'-0"	Galvanized	21.00#	✓
HW-967	16	14'-0"	Galvanized	25.00#	✓
HW-968	16	20'-0"	Galvanized	35.00#	✓

Rail Hanger and Bracket



DESCRIPTION			PRICED PER EACH
PART #	FINISH	WEIGHT EACH	PRICE
HW-971	Galvanized	3.00#	✓

Hanger Angle



DESCRIPTION			PRICED PER EACH
PART #	FINISH	WEIGHT EACH	PRICE
HW-975	Galvanized	1.00#	✓

Steel Door Pull




DESCRIPTION			PRICED PER EACH
PART #	FINISH	WEIGHT EACH	PRICE
HW-973	Galvanized	.90#	✓

Trolleys - 2" diameter wheel



DESCRIPTION			PRICED PER EACH
PART #	FINISH	WEIGHT EACH	PRICE
HW-969	Galvanized	1.00#	✓

Cam Lock Jamb Latch



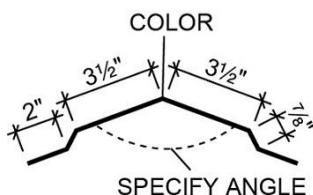
DESCRIPTION			PRICED PER EACH
PART #	FINISH	WEIGHT EACH	PRICE
HW-972	Galvanized	2.00#	✓

Splice Bracket



DESCRIPTION			PRICED PER EACH
PART #	FINISH	WEIGHT EACH	PRICE
HW-970	Galvanized	1.00#	✓

Ridge Flash

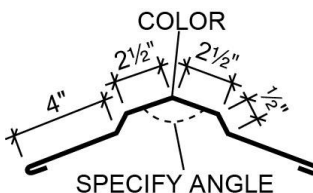


Note:

- Specify roof slope.

DESCRIPTION					PRICED PER EACH	
PART #	LENGTH	GIRTH	GUAGE	WEIGHT EACH	GALVALUME PLUS®	SIGNATURE® 200
AG-200	10'-6"	12 3/4"	29	6.96#	✓	✓

Ridge Cap

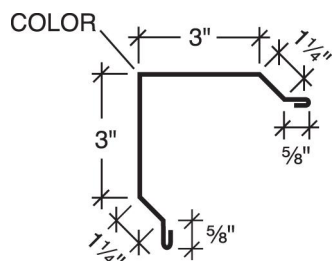


Note:

- Specify roof slope

DESCRIPTION					PRICED PER EACH	
PART #	LENGTH	GIRTH	GUAGE	WEIGHT EACH	GALVALUME PLUS®	SIGNATURE® 200
LG-101	10'-6"	15"	29	7.92#	✓	✓

Corner Trim

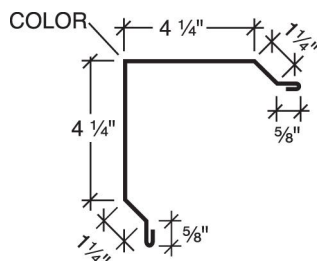


Note:

- Use with MasterRib® and WeatherSafe® panels.

DESCRIPTION					PRICED PER EACH	
PART #	LENGTH	GIRTH	GUAGE	WEIGHT EACH	GALVALUME PLUS®	SIGNATURE® 200
LG-114	10'-6"	10 3/4"	29	5.46#	✓	✓

Corner Trim

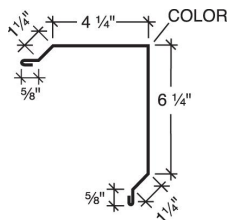


Note:

- Use with MasterRib® and WeatherSafe® panels.

DESCRIPTION					PRICED PER EACH	
PART #	LENGTH	GIRTH	GAUGE	WEIGHT EACH	GALVALUME PLUS®	SIGNATURE® 200
LG-113	10'-6"	13 1/4"	29	6.74#	✓	✓
LG-113A	12'-6"	13 1/4"	29	8.02#	✓	✓
LG-113B	14'-6"	13 1/4"	29	9.31#	✓	✓

Rake Trim

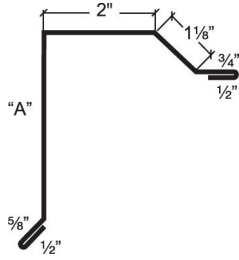


Note:

- Use with MasterRib® and WeatherSafe® panels

DESCRIPTION					PRICED PER EACH	
PART #	LENGTH	GIRTH	GAUGE	WEIGHT EACH	GALVALUME PLUS®	SIGNATURE® 200
LG-117	10'-6"	15 1/4"	29	7.82#	✓	✓
LG-117A	16'-0"	15 1/4"	29	11.91#	✓	✓

Rake Trim

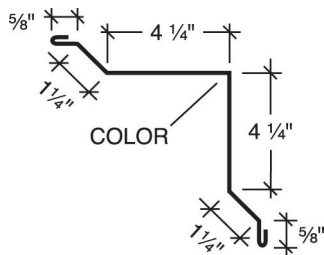


Note:

- Use with MasterRib® panels.

DESCRIPTION							PRICED PER EACH	
PART #	LENGTH	DIM "A"	ROOF SLOPE	GIRTH	GAUGE	WEIGHT EACH	GALVALUME PLUS®	SIGNATURE® 200
FL-1002	10'-2"	3 3/16"	3-4:12	8 11/16"	29	4.43#	✓	✓
FL-1002	10'-2"	3 3/16"	3-4:12	8 11/16"	26	5.73#	✓	✓
FL-1003	10'-2"	3 1/16"	5-6:12	8 9/16"	29	4.37#	✓	✓
FL-1003	10'-2"	3 1/16"	5-6:12	8 9/16"	26	5.65#	✓	✓
FL-1004	10'-2"	2 15/16"	7:12	8 7/16"	29	4.30#	✓	✓
FL-1004	10'-2"	2 15/16"	7:12	8 7/16"	26	5.56#	✓	✓
FL-1005	10'-2"	2 13/16"	8-9:12	8 5/16"	29	4.24#	✓	✓
FL-1005	10'-2"	2 13/16"	8-9:12	8 5/16"	26	5.48#	✓	✓
FL-1006	10'-2"	2 11/16"	10:12	8 3/16"	29	4.18#	✓	✓
FL-1006	10'-2"	2 11/16"	10:12	8 3/16"	26	5.48#	✓	✓

Inside Corner

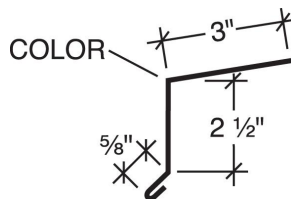


Note:

- Use with MasterRib® and WeatherSafe® panels

DESCRIPTION					PRICED PER EACH	
PART #	LENGTH	GIRTH	GAUGE	WEIGHT EACH	GALVALUME PLUS®	SIGNATURE® 200
LG-115	10'-6"	13 3/4"	29	6.74#	✓	✓

Eave Trim

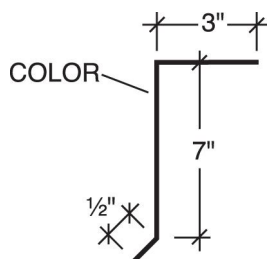


Note:

- Specify roof slope.

DESCRIPTION					PRICED PER EACH	
PART #	LENGTH	GIRTH	GAUGE	WEIGHT EACH	GALVALUME PLUS®	SIGNATURE® 200
LG-120	10'-6"	6 5/8"	29	3.41#	✓	✓

Eave Trim

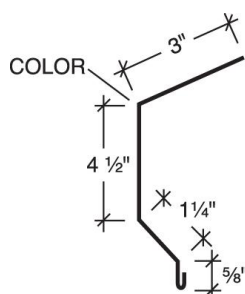


Note:

- Specify roof slope.

DESCRIPTION					PRICED PER EACH	
PART #	LENGTH	GIRTH	GAUGE	WEIGHT EACH	GALVALUME PLUS®	SIGNATURE® 200
AG-474	10'-6"	10½"	29	5.73#	✓	✓
AG-476	12'-6"	10½"	29	6.58#	✓	✓

Eave Trim

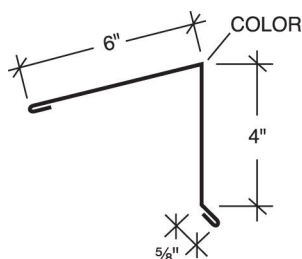


Note:

- Specify roof slope.

DESCRIPTION					PRICED PER EACH	
PART #	LENGTH	GIRTH	GAUGE	WEIGHT EACH	GALVALUME PLUS®	SIGNATURE® 200
LG-119	10'-6"	9 7/8"	29	5.19#	✓	✓

Peak Trim

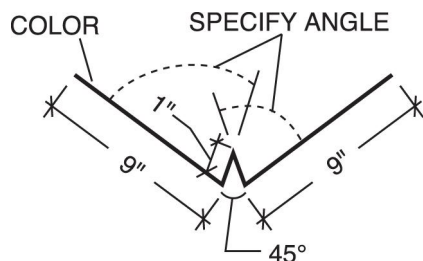


Note:

- Specify roof slope.

DESCRIPTION					PRICED PER EACH	
PART #	LENGTH	GIRTH	GAUGE	WEIGHT EACH	GALVALUME PLUS®	SIGNATURE® 200
LG-103	10'-6"	11 5/8"	29	6.01#	✓	✓

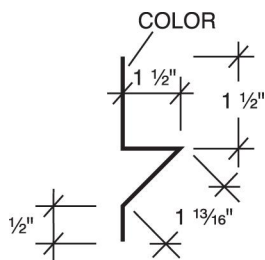
Valley Trim



Note:
• Specify roof slope

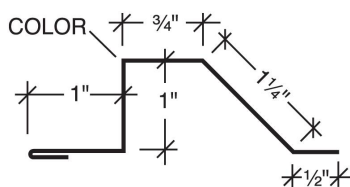
DESCRIPTION					PRICED PER EACH	
PART #	LENGTH	GIRTH	GAUGE	WEIGHT EACH	GALVALUME PLUS®	SIGNATURE® 200
LG-138	10'-6"	20 3/8"	29	11.02#	✓	✓

Base Trim



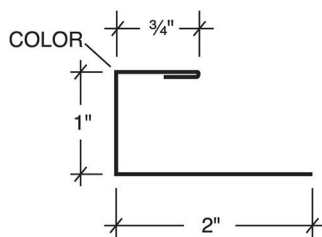
DESCRIPTION					PRICED PER EACH	
PART #	LENGTH	GIRTH	GAUGE	WEIGHT EACH	GALVALUME PLUS®	SIGNATURE® 200
LG-110A	10'-6"	5 3/4"	29	3.14#	✓	✓

Jamb Trim



DESCRIPTION					PRICED PER EACH	
PART #	LENGTH	GIRTH	GAUGE	WEIGHT EACH	GALVALUME PLUS®	SIGNATURE® 200
AG-490	7'-3"	5"	29	1.89#	✓	✓
AG-491	10'-6"	5"	29	2.63#	✓	✓
AG-492	12'-0"	5"	29	3.01#	✓	✓
AG-493	14'-0"	5"	29	3.51#	✓	✓

Head Trim

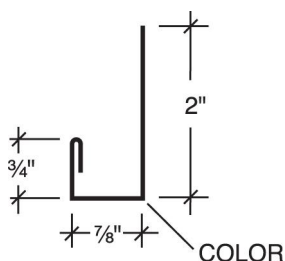


Note:

Press-broken parts will have a 5/8" kick with 1/2" hem.

DESCRIPTION					PRICED PER EACH	
PART #	LENGTH	GIRTH	GAUGE	WEIGHT EACH	GALVALUME PLUS®	SIGNATURE® 200
LG-124	10'-6"	4"	29	2.18#	✓	✓
LG-124A	14'-0"	4"	29	3.33#	✓	✓

J-Trim

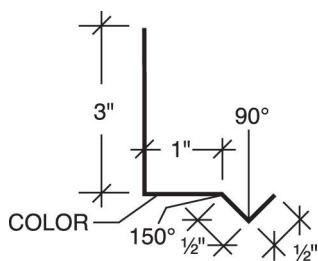


Note:

Press-broken parts will have a 5/8" kick with 1/2" hem.

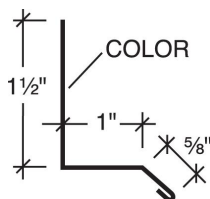
DESCRIPTION					PRICED PER EACH	
PART #	LENGTH	GIRTH	GAUGE	WEIGHT EACH	GALVALUME PLUS®	SIGNATURE® 200
LG-123	10'-6"	3 7/8"	29	2.12#	✓	✓
LG-123A	16'-0"	3 7/8"	29	3.22#	✓	✓

Door Header



DESCRIPTION					PRICED PER EACH	
PART #	LENGTH	GIRTH	GAUGE	WEIGHT EACH	GALVALUME PLUS®	SIGNATURE® 200
AG-485	3'-6"	5"	29	.91#	✓	✓
AG-486	10'-6"	5"	29	2.73#	✓	✓
AG-487	12'-0"	5"	29	3.12#	✓	✓
AG-488	14'-0"	5"	29	3.93#	✓	✓

Drip Cap

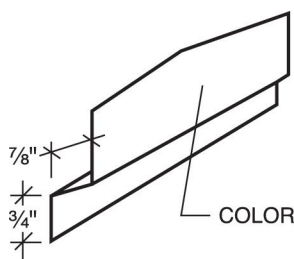


Note:

Press-broken parts will have a 5/8" kick with 1/2" hem.

DESCRIPTION					PRICED PER EACH	
PART #	LENGTH	GIRTH	GAUGE	WEIGHT EACH	GALVALUME PLUS®	SIGNATURE® 200
LG-129	10'-6"	3 1/4"	29	1.77#	✓	✓

Endplate

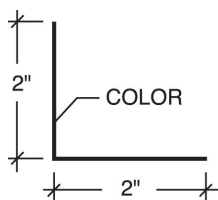


Note:

- Specify face height and roof slope.

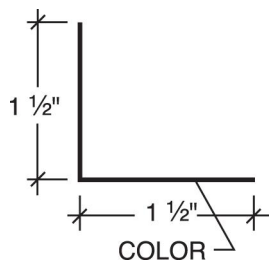
DESCRIPTION					PRICED PER EACH	
PART #	LENGTH	GIRTH	GAUGE	WEIGHT EACH	GALVALUME PLUS®	SIGNATURE® 200
AG-225	2'-0"	6 1/8"	29	.64#	✓	✓
AG-226	2'-0"	8 1/8"	29	.85#	✓	✓

Inside Angle



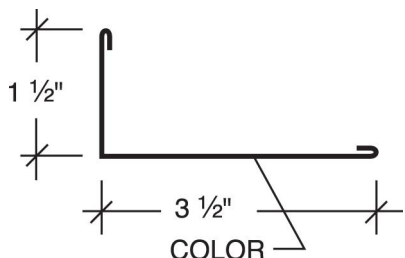
DESCRIPTION					PRICED PER EACH	
PART #	LENGTH	GIRTH	GAUGE	WEIGHT EACH	GALVALUME PLUS®	SIGNATURE® 200
AG-260	10'-6"	4"	29	2.18#	✓	✓

Single Angle



DESCRIPTION					PRICED PER EACH	
PART #	LENGTH	GIRTH	GAUGE	WEIGHT EACH	GALVALUME PLUS®	SIGNATURE® 200
AG-265	10'-6"	3"	29	1.64#	✓	✓
AG-266	12'-0"	3"	29	1.87#	✓	✓
AG-267	14'-0"	3"	29	2.18#	✓	✓

Door Post Trim

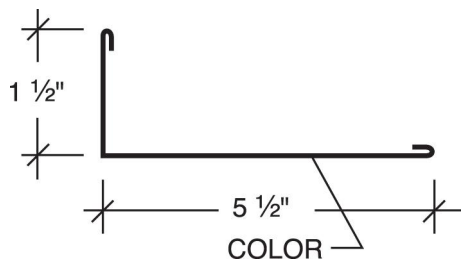


Note:

- Press-broken parts will have a 1/2" hem.

DESCRIPTION					PRICED PER EACH	
PART #	LENGTH	GIRTH	GAUGE	WEIGHT EACH	GALVALUME PLUS®	SIGNATURE® 200
LG-126	10'-6"	5 1/2"	29	3.00#	✓	✓
LG-126C	16'-0"	5 1/2"	29	4.58#	✓	✓

Door Post Trim

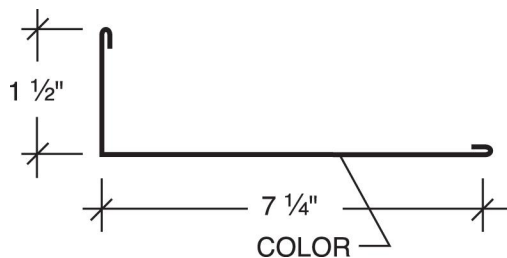


Note:

- Press-broken parts will have a 1/2" hem.

DESCRIPTION					PRICED PER EACH	
PART #	LENGTH	GIRTH	GAUGE	WEIGHT EACH	GALVALUME PLUS®	SIGNATURE® 200
LG-126A	10'-6"	7 1/2"	29	4.10#	✓	✓
LG-126D	16'-0"	7 1/2"	29	6.24#	✓	✓

Door Post Trim

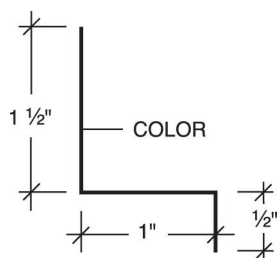


Note:

- Press-broken parts will have a 1/2" hem.

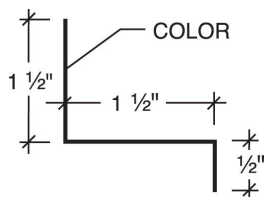
DESCRIPTION					PRICED PER EACH	
PART #	LENGTH	GIRTH	GAUGE	WEIGHT EACH	GALVALUME PLUS®	SIGNATURE® 200
LG-126B	10'-6"	9 1/4"	29	5.05#	✓	✓
LG-126E	16'-0"	9 1/4"	29	7.70#	✓	✓

Double Angle



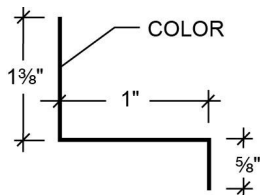
DESCRIPTION					PRICED PER EACH	
PART #	LENGTH	GIRTH	GAUGE	WEIGHT EACH	GALVALUME PLUS®	SIGNATURE® 200
AG-285	10'-6"	3"	29	1.64#	✓	✓

Double Angle



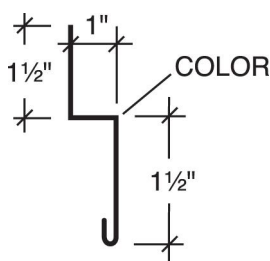
DESCRIPTION					PRICED PER EACH	
PART #	LENGTH	GIRTH	GAUGE	WEIGHT EACH	GALVALUME PLUS®	SIGNATURE® 200
AG-290	10'-6"	3 1/2"	29	1.91#	✓	✓

Double Angle



DESCRIPTION					PRICED PER EACH	
PART #	LENGTH	GIRTH	GAUGE	WEIGHT EACH	GALVALUME PLUS®	SIGNATURE® 200
DBLA	10'-6"	3"	29	1.64#	✓	✓

Z-Flashing

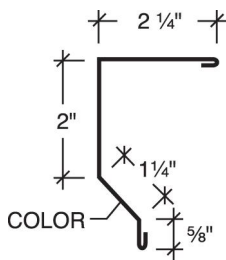


Note:

- Press-broken parts will have a 1/2" hem.

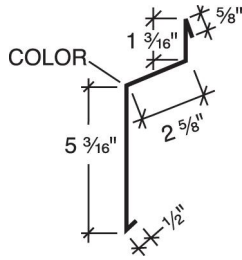
DESCRIPTION					PRICED PER EACH	
PART #	LENGTH	GIRTH	GAUGE	WEIGHT EACH	GALVALUME PLUS®	SIGNATURE® 200
LG-122	10'-6"	4 1/4"	29	2.32#	✓	✓

Door and Edge Cap




DESCRIPTION					PRICED PER EACH	
PART #	LENGTH	GIRTH	GAUGE	WEIGHT EACH	GALVALUME PLUS®	SIGNATURE® 200
LG-112	10'-6"	6 1/2"	29	3.55#	✓	✓

Snap-Up Track Cover



DESCRIPTION					PRICED PER EACH	
PART #	LENGTH	GIRTH	GAUGE	WEIGHT EACH	GALVALUME PLUS®	SIGNATURE® 200
AG-340	10'-6"	10 1/8"	29	5.53#	✓	✓
AG-341	12'-0"	10 1/8"	29	6.32#	✓	✓
AG-342	14'-0"	10 1/8"	29	7.37#	✓	✓

Track Cover End Cap

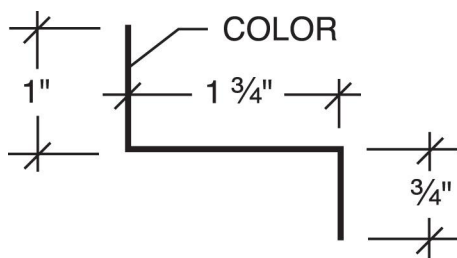


Note:

- Specify left or right

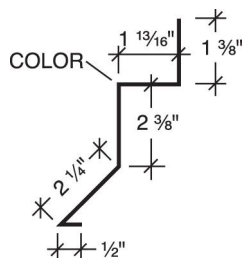
DESCRIPTION			PRICED PER EACH	
PART #	WEIGHT EACH	GAUGE	GALVALUME PLUS®	SIGNATURE® 200
AG-343	.11#	29	✓	✓

Track Cover Cap



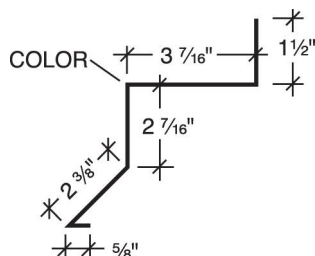
DESCRIPTION					PRICED PER EACH	
PART #	LENGTH	GIRTH	GAUGE	WEIGHT EACH	GALVALUME PLUS®	SIGNATURE® 200
AG-344	10'-6"	3 1/2"	29	1.91#	✓	✓

Door Track Cover - Square



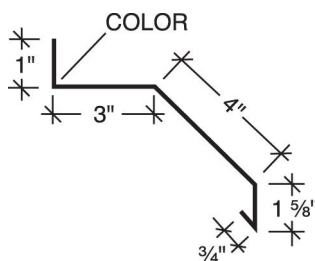
DESCRIPTION					PRICED PER EACH	
PART #	LENGTH	GIRTH	GAUGE	WEIGHT EACH	GALVALUME PLUS®	SIGNATURE® 200
AG-345	10'-6"	8 ⁵ / ₁₆ "	29	4.54#	✓	✓
AG-346	12'-0"	8 ⁵ / ₁₆ "	29	5.19#	✓	✓
AG-347	14'-0"	8 ⁵ / ₁₆ "	29	6.05#	✓	✓

Door Track Cover - Square



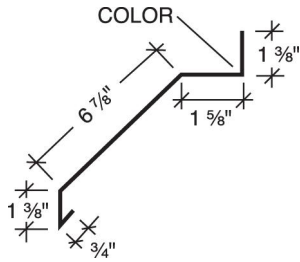
DESCRIPTION					PRICED PER EACH	
PART #	LENGTH	GIRTH	GAUGE	WEIGHT EACH	GALVALUME PLUS®	SIGNATURE® 200
LG-131	10'-6"	10 ³ / ₈ "	29	5.67#	✓	✓
LG-131A	16'-0"	10 ³ / ₈ "	29	8.63#	✓	✓

Top Mount Track Cover



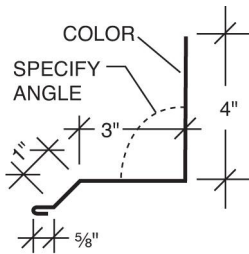
DESCRIPTION					PRICED PER EACH	
PART #	LENGTH	GIRTH	GAUGE	WEIGHT EACH	GALVALUME PLUS®	SIGNATURE® 200
LG-133	10'-6"	10 ⁷ / ₈ "	29	5.94#	✓	✓
LG-133A	16'-0"	10 ⁷ / ₈ "	29	9.05#	✓	✓

Door Track Cover - Round



DESCRIPTION					PRICED PER EACH	
PART #	LENGTH	GIRTH	GAUGE	WEIGHT EACH	GALVALUME PLUS®	SIGNATURE® 200
LG-132	10'-6"	12"	29	6.55#	✓	✓
LG-132A	16'-0"	12"	29	9.98#	✓	✓

Sidewall Flashing

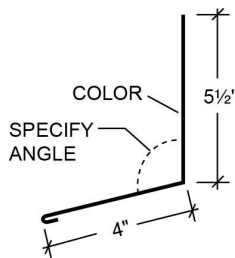


Note:

- Press-broken parts will have a 1/2" hem.
- Specify roof slope or angle indicated on drawing.

DESCRIPTION					PRICED PER EACH	
PART #	LENGTH	GIRTH	GAUGE	WEIGHT EACH	GALVALUME PLUS®	SIGNATURE® 200
LG-108	10'-6"	8 3/4"	29	4.78#	✓	✓

Endwall Flashing

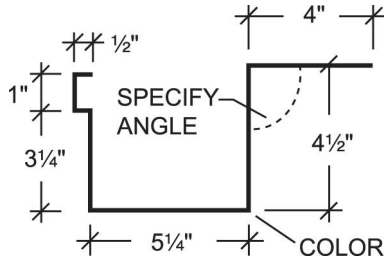


Note:

- Press-broken parts will have a 1/2" hem.

DESCRIPTION					PRICED PER EACH	
PART #	LENGTH	GIRTH	GAUGE	WEIGHT EACH	GALVALUME PLUS®	SIGNATURE® 200
LG-107	10'-6"	9 3/4"	29	5.32#	✓	✓

Box Gutter

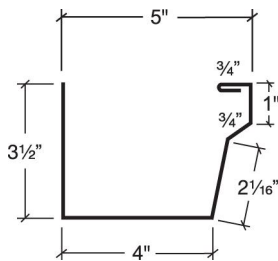


Note:

- Specify roof slope or angle indicated on drawing

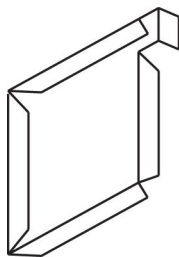
DESCRIPTION					PRICED PER EACH	
PART #	LENGTH	GIRTH	GAUGE	WEIGHT EACH	GALVALUME PLUS®	SIGNATURE® 200
LG-152	10'-6"	19"	29	10.37#	✓	✓
LG-152A	16'-0"	19"	29	15.81#	✓	✓

Residential Gutter



DESCRIPTION					PRICED PER EACH	
PART #	LENGTH	GIRTH	GAUGE	WEIGHT EACH	GALVALUME PLUS®	SIGNATURE® 200
FL-1000	10'-2"	12 9/16"	29	6.64#	✓	✓
FL-1000	10'-2"	12 9/16"	26	8.28#	✓	✓

Gutter Ends

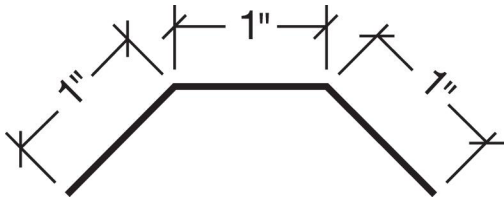


Note:

- Use AG-382 with LG-152 or LG-152A Box Gutter.
- Use FL-1001 with FL-1000 Residential Gutter.
- Specify left or right.

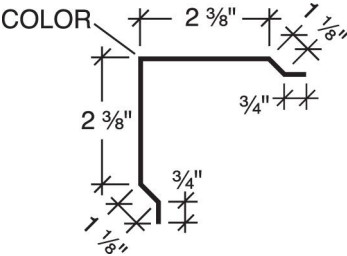
DESCRIPTION			PRICED PER EACH		
PART #	WEIGHT EACH	GAUGE	GALVALUME PLUS®	SIGNATURE® 200	
AG-382	29	.16#	✓	✓	
FL-1001	29	.12#	✓	✓	
FL-1001	26	.14#	✓	✓	

Gutter Strap



DESCRIPTION					PRICED PER EACH	
PART #	LENGTH	GIRTH	GAUGE	WEIGHT EACH	GALVALUME PLUS®	SIGNATURE® 200
FL-893	1'-0"	3"	26	.23#	N/A	✓
FL-893	1'-0"	3"	24	.24#	✓	✓

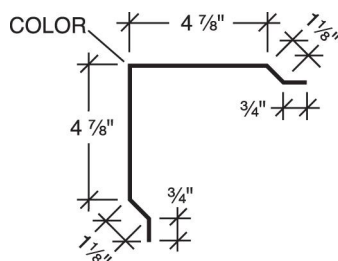
Rake and Corner



Note:
• Use with Perma-Clad® panels only.

DESCRIPTION					PRICED PER EACH	
PART #	LENGTH	GIRTH	GAUGE	WEIGHT EACH	GALVALUME PLUS®	SIGNATURE® 200
AG-410	10'-6"	8 1/2"	29	4.64#	✓	✓
AG-411	12'-0"	8 1/2"	29	5.30#	✓	✓
AG-412	14'-0"	8 1/2"	29	6.19#	✓	✓

Rake and Corner

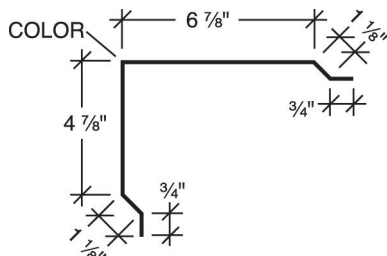


Note:

- Use with Perma-Clad® panels only.

DESCRIPTION					PRICED PER EACH	
PART #	LENGTH	GIRTH	GAUGE	WEIGHT EACH	GALVALUME PLUS®	SIGNATURE® 200
AG-415	10'-6"	13 1/2"	29	7.37#	✓	✓
AG-416	12'-0"	13 1/2"	29	8.42#	✓	✓
AG-417	14'-0"	13 1/2"	29	9.83#	✓	✓

Rake and Corner

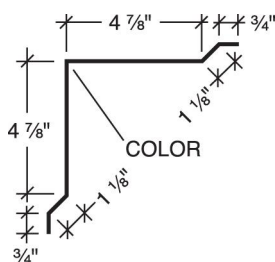


Note:

- Use with Perma-Clad® panels only.

DESCRIPTION					PRICED PER EACH	
PART #	LENGTH	GIRTH	GAUGE	WEIGHT EACH	GALVALUME PLUS®	SIGNATURE® 200
AG-420	10'-6"	15 1/2"	29	8.46#	✓	✓
AG-421	12'-0"	15 1/2"	29	9.67#	✓	✓
AG-422	14'-0"	15 1/2"	29	11.28#	✓	✓

Inside Corner

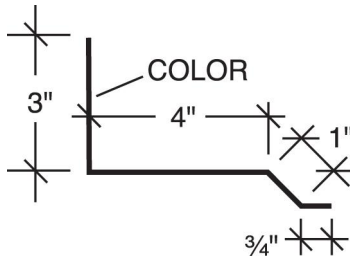


Note:

- Use with Perma-Clad® panels only.

DESCRIPTION					PRICED PER EACH	
PART #	LENGTH	GIRTH	GAUGE	WEIGHT EACH	GALVALUME PLUS®	SIGNATURE® 200
AG-430	10'-6"	13 1/2"	29	7.37#	✓	✓
AG-431	12'-0"	13 1/2"	29	8.42#	✓	✓
AG-432	14'-0"	13 1/2"	29	9.83#	✓	✓

Transition Trim



DESCRIPTION					PRICED PER EACH	
PART #	LENGTH	GIRTH	GAUGE	WEIGHT EACH	GALVALUME PLUS®	SIGNATURE® 200
AG-478	10'-6"	8 3/4"	29	4.78#	✓	✓
AG-480	12'-6"	8 3/4"	29	5.69#	✓	✓

Trim Pricing:

1. All trim is 29 gauge material, unless noted.
2. When ordering standard trim in custom lengths, use price per linear foot for standard trim plus a 10% surcharge.
3. Prices do not include standard packaging.
4. Strippable film available for trim upon request. Add \$0.10 per square foot.

Packaging Cost:

1. Trim with girth greater than 15"20 pieces/carton
2. Trim with girth less than 15"50 pieces/carton
3. Downspouts12/carton
4. Standard Packaging: Cardboard with metal bands\$3.44/linear foot
5. LTL Packaging: Cardboard with wood blocks and metal bands\$4.63/linear foot
6. Plywood crating\$17.05/linear foot
7. Paper wrap only (For customer pick-up only)\$12.00
8. Minimum packaging charge\$30.00
9. Minimum crating charge\$75.00
10. Special packagingPlease inquire

Delivery:

1. 29 gauge colors (see MBCI Color Chart)Contact your local Customer Service Representative for lead times.
2. Other gauges, colors and metalsContact your local Customer Service Representative for lead times.

Price Your Own Special Trim:

1. Calculate the number of square feet of material (girth x length).
2. Multiply number of square feet by the appropriate square foot price (see chart below).
3. Add \$1.60 for each break and \$3.20 for each hem.
4. Add appropriate packaging costs.
5. Specify the side with the color or finished coat.
6. Send sketch of the special flashing to with order.
7. If more than one special trim is required, number them SF1, SF2, SF3, etc.

DESCRIPTION	PRICED PER SQUARE FOOT	
GAUGE	GALVALUME PLUS®	SIGNATURE® 200
29	✓	✓
26	✓	✓



mbci.com