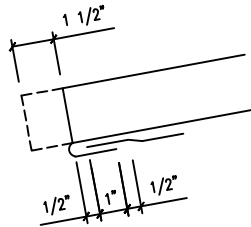
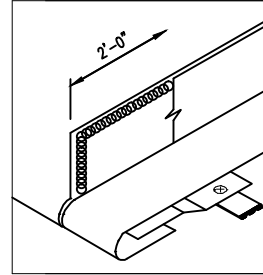


CRAFTSMAN SB BATTEN CAP [FL-566]  
 FILL END W/ URETHANE SEALANT



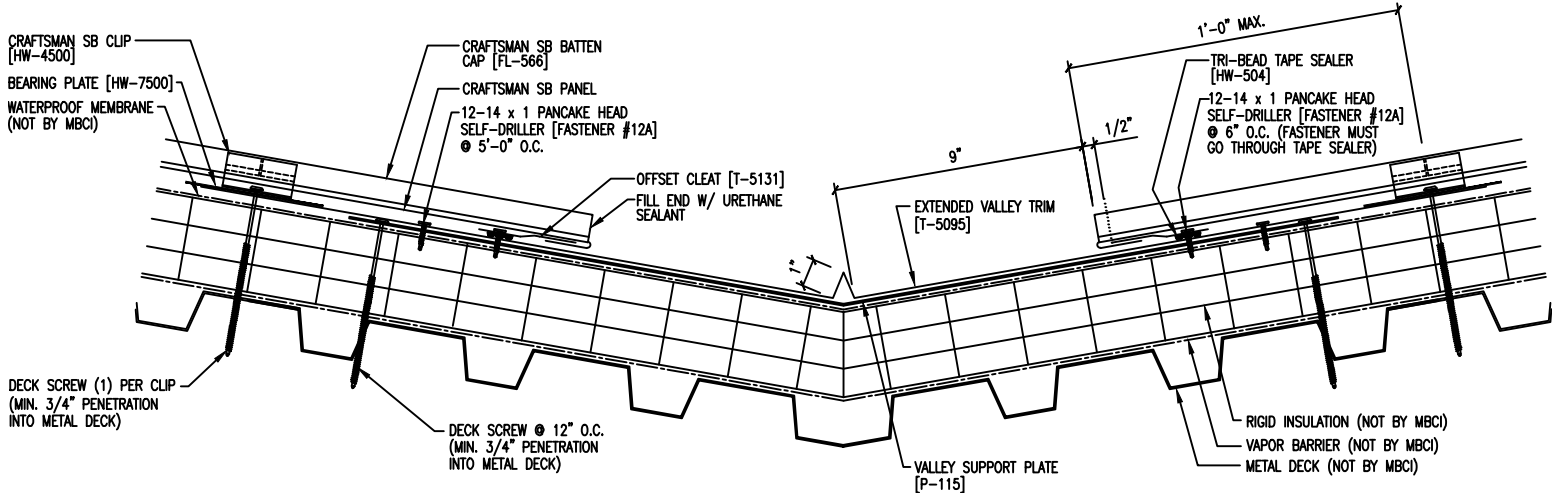
FIELD NOTCH PANEL LEGS AND BEND PAN TO FORM OPEN HEM



FIELD APPLY BEAD OF URETHANE SEALANT TO VERTICAL LEG OF PANEL BEFORE INSTALLING ADJACENT PANEL

PANEL ENGAGEMENT DETAIL

VALLEY SEALANT DETAIL



CRAFTSMAN SB CLIP [HW-4500]  
 BEARING PLATE [HW-7500]  
 WATERPROOF MEMBRANE (NOT BY MBCI)

DECK SCREW (1) PER CLIP (MIN. 3/4" PENETRATION INTO METAL DECK)

DECK SCREW @ 12" O.C. (MIN. 3/4" PENETRATION INTO METAL DECK)

CRAFTSMAN SB BATTEN CAP [FL-566]  
 CRAFTSMAN SB PANEL  
 12-14 x 1 PANCAKE HEAD SELF-DRILLER [FASTENER #12A] @ 5'-0" O.C.

OFFSET CLEAT [T-5131]  
 FILL END W/ URETHANE SEALANT

EXTENDED VALLEY TRIM [T-5095]

VALLEY SUPPORT PLATE [P-115]

1'-0" MAX.  
 TRI-BEAD TAPE SEALER [HW-504]  
 12-14 x 1 PANCAKE HEAD SELF-DRILLER [FASTENER #12A] @ 6" O.C. (FASTENER MUST GO THROUGH TAPE SEALER)

RIGID INSULATION (NOT BY MBCI)  
 VAPOR BARRIER (NOT BY MBCI)  
 METAL DECK (NOT BY MBCI)