

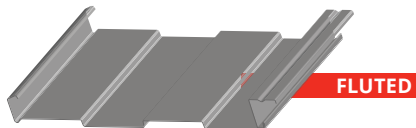
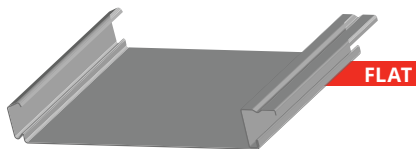


CONCEALED FASTENING SYSTEMS

DESIGNER™ SERIES

The Designer™ Series panels provide the toughness of metal while creating an attractive, flexible and functional wall or fascia panel. The Designer™ Series is offered in fluted and flat panels, which are equally effective for new construction or retrofitting existing buildings.

If your design calls for a smooth or flat wall or fascia, look to the Designer™ Series 12.0 Flat Panel. The Designer™ Series 12.0 Flat Panel offers a 1¾-inch deep leg providing the perfect cavity for rigid board insulation.

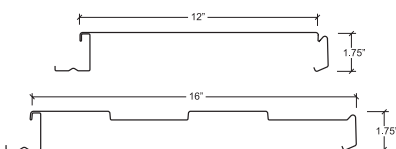


Features and Benefits:

- The Designer™ Series 16.0 Fluted Panel offers a continuous rib design with a hidden sidelap where the panels join together. Ribs are 4-inches wide and 3/8-inches deep, providing interesting shadow lines along the length of the wall. The panel legs are 1¾-inch deep allowing ample space for rigid board, blanket or batt insulation in the cavity.
- Each panel features concealed fastened systems enhancing the appearance. One leg of the panel is attached to the structure and the other leg snaps securely into the adjoining panel to lock them into position.
- Designer™ Series carries Florida approval.

Product Specifications

- **Applications:** Wall
- **Coverage Widths:** 12" (Flat Panel); 16" (Fluted Panel)
- **Panel Attachment:** Concealed Fastening System
- **Gauges:** 24 (standard); 22 (optional)
- **Finishes:** Smooth (standard); Embossed (optional)
- **Coatings:** Galvalume Plus®, Signature® 200, Signature® 300, Signature® 300 Metallic





CONCEALED FASTENING SYSTEMS

DESIGNER™ SERIES

CATEGORY	CHARACTERISTIC	TEST METHOD	PURPOSE	RESULT
STRUCTURAL	Negative Wind Loads	ASTM E 1592	Provides a standard procedure to evaluate or confirm structural performance under uniform static air pressure difference	See Load Chart Section
	Positive Wind Load	AISI S100	North American Specification for the Design of Cold-Formed Steel Structural Members	See Section Properties and Allowable Load Table Section
ROOF LISTINGS	Roof Performance - Florida Approval	ASTM E 1592	Florida product approval is the approval of products and systems, which comprise the building envelope and structural frame, for compliance with the structural requirements of the Florida Building Code.	See FL# 11917.1 for 12" Flat Designer Series See FL#11917.2 for 16" Fluted Designer Series

Descriptions and specifications contained herein were in effect at the time this publication was approved for printing. In a continuing effort to refine and improve products, MBCI reserves the right to discontinue products at any time or change specifications and/or designs without incurring obligation. To ensure you have the latest information available, please inquire or visit our website at www.mbc.com. Application details are for illustration purposes only and may not be appropriate for all environmental conditions, building designs or panel profiles. Projects should be designed to conform to applicable building codes, regulations and accepted industry practices. If there is a conflict between this manual and project erection drawings, the erection drawings will take precedence. MBCI's insulated metal panel product line is manufactured by Metl-Span®.

